

19 October 2020

---

# British Council – Teaching Tips and Resources

English Language Assistants in Italy

---

# Agenda

## Introductions

- Team Italy
- Your assistantship so far
- Tips from former assistants

## Teaching tips and resources

- Your role as a Language Assistant
- British Council resources
- Starter / filler activities

## Further opportunities with the British Council

## Question and answer session

---

# Team Italy



**Simon Graham – Consultant – [LanguageAssistants.UK@britishcouncil.org](mailto:LanguageAssistants.UK@britishcouncil.org)**



**Olivia Watts – Assistant Consultant – [LanguageAssistants.UK@britishcouncil.org](mailto:LanguageAssistants.UK@britishcouncil.org)**



**Language Assistants Team - 0161 957 7755**

---

# Your assistantship so far

Language Assistants Programme

---

# Your assistantship so far

---



Something that has gone well

---



Something that has surprised you

---



Something that you hope to improve on in the next few months

---

# Top tips from former Language Assistants in Italy

“As they always say to people doing a year abroad, 'say YES!'. It's true. I ended up doing so many random but fun activities and making friends of all different ages and backgrounds. Just embrace your surroundings and make the most of what's on offer, be that a yoga class, choir, or even just meeting up with another teacher for coffee.”

“Every teacher works in a slightly different way. The best thing is to try and communicate well. They may not understand fully what your role is and so you have to try and shape the role together so that it suits you both.”

“Talk to everyone and make friends with the caretakers, they know where everyone and everything is, so they are your best bet if you get lost. Ask if you can take part in different events. They mightn't ask you right away (mightn't be sure if you'd be interested) so definitely ask if you can be involved. Ask how you can help with things, or tips on you can improve in your lessons. Asking someone for advice or what they would do in a situation is a good way to bond.”

# Top tips from former Language Assistants in Italy

“In the beginning it is important to be flexible and patient. Allow the school to work out how they would like to profit from you the best. Explain your particular skills or what you think you could offer. Show interest in the role, in the culture of the country you're staying in, in the people you're working with, show a willingness to be patient and flexible when it comes to initial organisation.”

“teachingenglish.org. Newsround clips for younger learners (14 to 16). BBC News for final year students (18-20). PowerPoint was indispensable. Quizlet. Memrise. Kahoot! quizzes.”

“Make an effort to get to know every teacher. If they see that you are keen and interested in collaborating with them, they will really help you whenever you are faced with a professional or personal challenge to overcome. Also accept any social invitations - I was nervous to go to a dinner that my tutor had organised with other members of staff, and almost didn't go because I didn't know any of them at the start. By forcing myself to go, I actually ended up having a good time and getting to know the teachers much better in a more informal setting.”

---

# Teaching tips and resources

Language Assistants Programme



---

# British Council – Teaching Tips and Resources



Range of resources  
created specifically for  
Language Assistants



Interesting and  
useful  
classroom activities



Support with  
solving problems in  
the classroom

# British Council - TeachingEnglish



[www.teachingenglish.org.uk](http://www.teachingenglish.org.uk)



[www.teachingenglish.org.uk/  
language-assistant](http://www.teachingenglish.org.uk/language-assistant)

## Teaching tips

- Lesson plans or shorter activities
- Using stories and poems
- According to CEFR levels

## Seasonal lesson plans

- Based around UK topics
- Available for primary and secondary pupils

## Classroom games

- Bringing variety and fun into your lessons
- Motivational and engaging

# British Council - TeachingEnglish



[www.teachingenglish.org.uk](http://www.teachingenglish.org.uk)



[www.teachingenglish.org.uk/  
language-assistant](http://www.teachingenglish.org.uk/language-assistant)

The screenshot shows the TeachingEnglish website interface. At the top, there is a navigation bar with links for 'Help', 'Log in', 'Sign up', and 'Newsletter'. Below this, the 'BRITISH COUNCIL' and 'BBC' logos are displayed, along with the 'TeachingEnglish' title. A secondary navigation bar includes 'Professional development', 'Publications', 'Teaching resources', 'News and events', and 'Training'. The main content area is titled 'Teaching secondary' and contains the following text: 'Here you can find a wide range of practical resources to use in your secondary classroom. There are full lesson plans to choose from, covering different topics and themes, all organised according to the levels of the Common European Framework of Reference for languages (CEFR). We also have shorter activities, as well as ideas for using stories and poems and lesson plans dedicated to areas of UK history, literature and culture to help your learners improve their English in engaging, motivating and enjoyable ways. All of our practical materials are written by experts in English Language Teaching and are free to download.' A sidebar on the right lists 'Teaching resources' with sub-categories: 'Teaching primary', 'Teaching secondary' (highlighted), 'Teaching adults', and 'Classroom tools for Teens'. The 'Teaching secondary' sub-category lists: 'Activities', 'Lesson plans', 'Stories and poems', 'Teaching tools', and 'UK history and literature'. At the bottom of the page, the 'LanguageAssistant' logo and the 'The British Council' logo are visible.

# British Council - TeachingEnglish



## Lesson plan example

### Topic

Environmental problems

### Level

B1+

### Timing

60-90 minutes

### Aims

By the end of the lesson learners will be able to:

- understand important causes of environmental problems and some solutions
- extend their understanding of lexis connected to climate change and environmental issues
- improve understanding of pronunciation information given in a dictionary
- take notes and retell information to others
- use expressions of certainty when discussing events likely to happen in the future

### Materials

Lesson plan: guide for teacher on procedure including answers to tasks.

TeachingEnglish

Lesson plans

## Environmental Problems Lesson Plan

### Aims

By the end of the lesson learners will be able to

- understand important causes of environmental problems and some solutions
- extend their understanding of lexis connected to climate change and environmental issues
- improve understanding of pronunciation information given in a dictionary
- take notes and retell information to others
- use expressions of certainty when discussing events likely to happen in the future

This lesson introduces learners to some of the main issues related to climate change. Learners focus on dictionary skills and the pronunciation of strong and weak syllables in long words. Focussing on the lexis in detail will help them recognise and use these terms outside the classroom. The reflection task encourages good learning habits and group discussions allow learners to share their opinions on changes in the future.

This lesson is suitable for teens and should be around 60-90 minutes long.

### Materials

You will need a class set of dictionaries or access to computers with internet connectivity for one stage of this lesson.

### Procedure

#### Introducing vocabulary related to environmental problems

- To help learners learn ways to record vocabulary ask them to check the

---

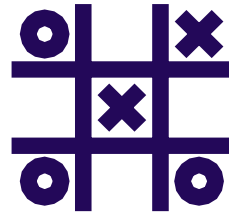
# British Council - LearnEnglish



[www.learnenglish.britishcouncil.org/en/](http://www.learnenglish.britishcouncil.org/en/)



Free online resource  
for students of English



Games, stories,  
listening activities  
and grammar  
exercises



Useful tool for  
you but also for  
students to  
access at home

---

# eTwinning



[www.etwinning.net](http://www.etwinning.net)

Online community for schools in Europe and beyond

eTwinning offers a platform for school staff to communicate, collaborate, develop projects

eTwinning is co-funded by the Erasmus+ programme and is managed in the UK by the British Council

---

# Your role as a Language Assistant

Language Assistants Programme

---

# Your role as an English Language Assistant

- ✓ Support the teaching of English in an overseas educational institution
- ✓ Plan activities and produce resources
- ✓ Introduce your own experiences of life in the UK / UK contemporary culture
- ✓ Support the running of international projects





# Duties of an English Language Assistant

Introduce UK contemporary culture

Teaching from a textbook or class plans

Conversation classes

Oral workshops

Pronunciation workshops

Working alongside a teacher

Working with smaller groups of pupils



---

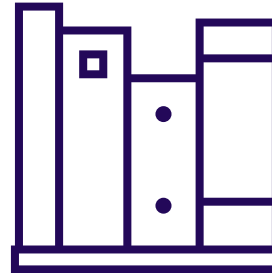

# Teaching English – starter / filler activities

Language Assistants Programme

---

# Filler activities

- ✓ Warm up questions
- ✓ Stop the bus
- ✓ Lyrics game
- ✓ Just a minute
- ✓ Tense changes



---

# Warm up questions

- What is my name?
- How old am I?
- Where am I from?



# Stop the bus

Categories	Letter _	Letter _	Letter _	Letter _	Letter _
Country					
Animal					
Food or Drink					
Clothes					
Job					
City					



**1 point per correct answer**

**2 points per answer nobody else has found**

---

# Lyrics game

- Pick a suitable song in English
- Try to choose a song that enforces the thematic/grammatical topic you are studying, or from a popular artist
- Cut the lyrics up and ask students to reorder them
- Create fill in the blank activities



---

# Just a minute

- Based on the BBC radio game
- Play them an [example clip](#)
- Ask pupils to talk for a minute on a topic of your choice
- Gradually introduce rule such as repetition, hesitation and deviation one-by-one



---

# Tense changes

**Teacher:** Every day I go to the supermarket with my mother

**Teacher:** Yesterday!

**Student:** Yesterday I went to the supermarket with my mother

**Teacher:** Tomorrow!

**Student:** Tomorrow I will go/am going to the supermarket with my mother

**Teacher:** Negative past tense!

**Student:** Yesterday I didn't go to the supermarket with my mother...





---

# Useful resources

<https://www.teachingenglish.org.uk/>

<https://learnenglish.britishcouncil.org/>

<https://go.edmodo.com/teachers/>

<https://www.teach-this.com/>

<https://en.islcollective.com/>

<https://www.bbc.co.uk/news>

<https://www.theguardian.com/uk>

<https://www.youtube.com/channel/UCJsSEDFFnMFvW9JWU6XUn0Q>

<https://premierkillsenglish.britishcouncil.org/>



---

# Opportunities with the British Council

Language Assistants Programme

---


# Opportunities with the British Council



**British Council Voices Magazine**



**Language Assistants Podcast Series**




**Languages Teacher Training Scholarship**



**Record and share your experience**

---


# Voices Magazine



## British Council Voices Magazine

- Working as a Language Assistant in Italy will give you some great experiences
- An online magazine with an international audience
- An insight into the work that the British Council does around the globe

# Voices Magazine



## British Council Voices Magazine



📅 25 September 2019 - 08:45

### English loan words in European languages

'Ich gehe nachher mit meinem Boyfriend shoppen, ich brauche zwei Jeans und T-Shirts. Erst Lifestyle, dann Wellness – OK, cool.'

📁 Languages




📅 14 August 2019 - 10:12

### My bilingual romance started with a few Italian words

---

# Voices Magazine



## Top tips for crafting a winning written piece

- Know your audience
- Less is more
- What would people be interested in reading?

---

# Podcast



## Language Assistants Podcast Series

- Varied episodes featuring past and present Language Assistants
- Covers a wide range of topics
- If this is something you are interested in, please contact us on:  
[LanguageAssistants.UK@britishcouncil.org](mailto:LanguageAssistants.UK@britishcouncil.org)

# Podcast



## Language Assistants Podcast Series

SWITCH TO ANCHOR •



**Language Assistants**  
By British Council  
[www.britishcouncil.org/study-work-abroad/outside-uk/english-language-assistants](http://www.britishcouncil.org/study-work-abroad/outside-uk/english-language-assistants)

**ABOUT**

Whether you already have a Language Assistants placement confirmed, are thinking about applying in the future, or are generally looking for information to prepare you for living abroad ... then you have come to the right place!

**Insurance** August 9, 2018  
A 'must listen' episode this week as we discuss all things insurance! We talk about the importance of insurance with @  
31:03

**Accommodation** August 2, 2018  
Bethan and Olivia chat to former English Language Assistant Sophie about the different types of accommodation Languages @  
40:37

**Learning the lingo** July 26, 2018  
Bethan and Conor are joined by fellow colleague Imo to chat about language learning. They discuss the various ways i @  
32:08

**Village vs City** July 18, 2018  
Conor and Bethan catch up with two former Language Assistants to discuss the pros and cons of living an @





## Languages Teacher Training Scholarship (LTTS)

- Through the LTTS programme, you could receive a scholarship of £28,000 while you train as a secondary school language teacher in England
- Launched by the Department for Education
- Train to teach in either French, German or Spanish



## Languages Teacher Training Scholarship (LTTS)

- Benefits include a tax-free scholarship of £28,000, a further £6,000 after tax once in teaching, access to a range of professional development opportunities and resources and networking opportunities
- For applications for the academic year 2021/22 see the website

# Share your experiences!



## Record and share your experience

- We'd love to see your photos and video clips showcasing highlights of your time on placement so far
- Fun and informal content that showcases the diverse range of experiences of our English Language Assistants
  - international adventure
  - language learning
  - professional development

---

# Question & Answer Session

English Language Assistants in Italy

19 October 2020

---

**Thank you for your  
attention**

English Language Assistants in Italy